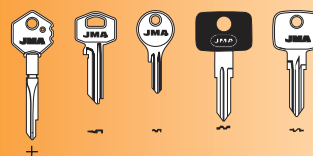



dakota extra



Semi automatic duplicating machine for flat keys for cylinder, automobile locks, cruciform and especial keys.



1. 4 way hard steel jaws



2. Tracer point with micrometric adjustment



3. Tray to collect swarf
4. Tool storage tray



5. Brush incorporated



6. Lamp attachment



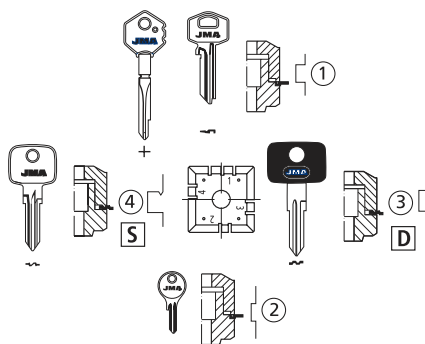
7. Double shaft movement system



8. Independent brush switch



>>> New design, more power and resistance



CODE	MOTOR	TECHNICAL DATA	
DAKOTA EXTRA	(single phase) 230 V. - 50 Hz. - 0,18 Kw. - 1.500 r.p.m.	Cutter	FP24 (80x5x16-42°)
		Width	520 mm.
		Height	280 mm.
		Depth	245 mm.
DAKOTA EXTRA-110	(optional single phase) 110 V. - 60 Hz. - 0,18 Kw. - 1.800 r.p.m.	Weight	16 Kg.
		Speed	530 r.p.m.

* OPTIONAL:
SOFER jaw

